

Sierra Gold Quilt Guild
Established 1982
www.SGQG.org

SIERRA SAMPLER

Inside This Issue

President’s Message	1
Vice President report	2
Board Meeting	2
Bulletin Board	4

COMMITTEE NEWS	
Committee Chairs	5
Animal beds	5
Chemo Caps	5
Community Outreach	5
Food Bank	5
Setup and Take-down	6
Sunshine	1
SGQG Website	5
Facebook page	5

Guild Officers	2
Interview with member	3
Newsletter Deadline	6
News, Notes and Reminders	4
Quilt Shops	6
Upcoming Quilt Shows	11
SGQG 2023 Quilt Show	8-13
Birthdays	7
Show and Tell	14

President’s Message

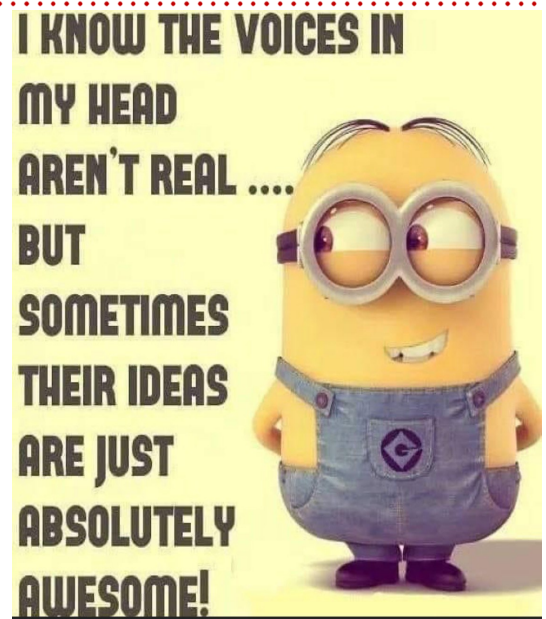
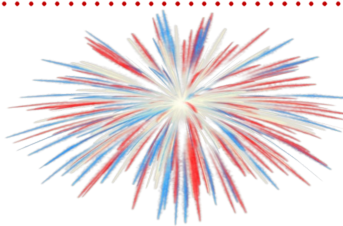
Hope you all are doing well, and enjoying our beautiful weather! I have had a busy month since we all met at the last guild meeting. Enjoyed Jenny Lyon’s class. Learned so much, and can’t wait to finish the project. She is such a fun teacher!

I Went to the Reno quilt show with good friends and found everything I didn’t even know I needed! Lol plus took a couple of informative lectures.

More recently went on a quilt retreat with my sisters to Sonoma State University, through Diablo Valley quilt guild. Very nice and creative group of 37 ladies! I won the door prize which was a beautiful quilt kit from a local (to them) Quilt store.

Hope to see you all at the upcoming July meeting, and see what you’ve been creating!

Patty Carr



Sunshine

Please let me know of any members that you know of that are in need of a card from the guild. You can email me or call me. Thanks - Debby



Guild Officers 2022-2023

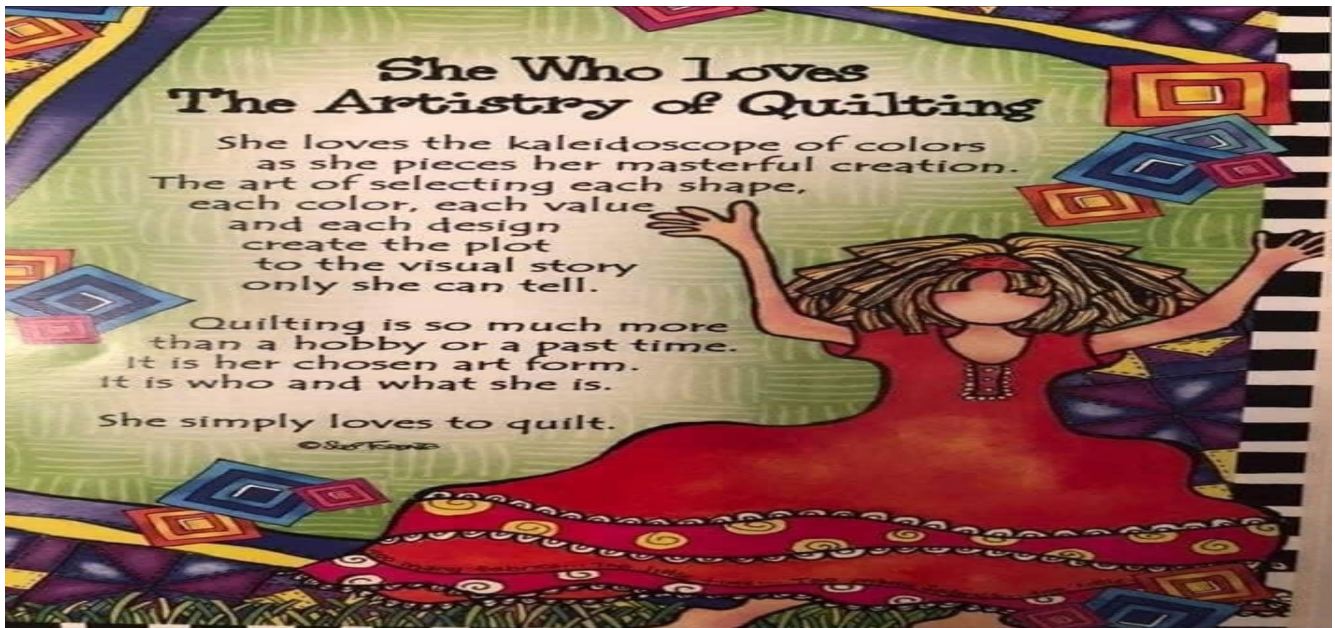
President:	Patty Carr
Vice President:	Penni Parsons
Treasurer:	Mary Parker
Secretary:	Rhonda Simpson

The next Board meeting will be on
 July 6, 2023 at 12:45 p.m. held at
 Patty Carr's House

VICE-PRESIDENT'S REPORT

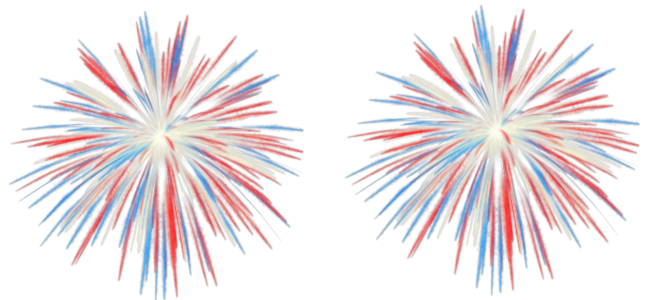
July 12, 2023: Sandy Honnold Chemo Cap Workshop 11-2 pm
 August 9, 2023: Card Making Workshop with Louise Myers
 September 13, 2023: Anelie Belden Free Motion Quilting Workshop
 October 11, 2023: Community Workshop Quilts
 November 15, 2023: Community Workshop: Christmas Stockings
 December 12, 2023: Christmas Potluck

****QUICK REMINDER** THAT SUPPLY LISTS FOR ALL WORKSHOPS
 ARE ON BACK OF THE SIGN UP SHEETS, WEBSITE AND ARE
 ATTACHED TO THE NEWSLETTER EMAIL**




FIND THE ITEM

How many “fireworks” can you find?
 Place your name and answer on the paper
 provided at the head table. If your name is
 pulled and you’re correct, you will receive 3
 door prize tickets.



INTERVIEW WITH GUILD MEMBER KATHY SCOTT



SGQG: Where were you born?

KS: I was born in Northern Illinois.

SGQG: What's your family like?

KS: Doug and I have been together for 30 years. I have a son and a daughter and four grandchildren. I also have 3 step children and 4 step grandchildren

SGQG: Where did you work before you retired?

KS: I worked as a secretary for Owens Corning Fiberglas Construction Division in Spokane and worked my way up to project manager after I moved to California. My career has been in the construction industry, and I earned my MBA in Project and Construction Management from Golden Gate University in San Francisco in 1985.

SGQG: When did you move to Pine Grove?

KS: We moved here in 2004 which is when I started quilting. Well, before that I used to make tie blanket, but I don't consider that quilting. But I still have some that I made and use as blankets while watching the 49ers.

SGQG: How long have you been in the guild?

KS: Since 2004 and have held many chairs. I was the president, vice-president, cookbook committee and was the newspaper editor. I'm also going to decorate a window at our quilt show in October featuring 5 generations of quilters. I was going through my mother's box of quilting fabrics and came across a great selection of calicos in the shape of triangles, which I've made into a table runner. This will also be in my quilt show window.

SGQG: Got any favorite foods?

KS: Yes, I love chow mein mixed with a little hot mustard.

SGQG: So what's the best and most difficult part of quilting?

KS: I love picking the fabrics and colors. My process is to pick a print or floral as my focus fabric and build the rest of my selections around that.. The most difficult for me lately is the binding. Not because I don't like to do binding but my eye sight is getting worse so it's harder to see.

SGQG: Do you have a lot of your quilts?

KS: No. They're all over the country. I give most of them away.

SGQG: So....Coke or Pepsi

KS: Neither! I like iced tea.

News Notes Reminders

Community Quilts Quilting:

.Michelle Jones will not be able to quilt any more community quilts from the middle of July to the end of September. All quilt that I have now will be finished and returned. I will be back, to take in more Community quilts.

Michelle

Amador County Fair

The Fair is July 27-30th, 2023.

Be thinking about making some bookmarks for the County Fair. We hand out bookmarks to the people who come by our table in Pokerville Hall.

I usually can make four bookmarks from an 8" square. Any size or pattern will do. ***Just layer fabric block, backing fabric and do some kind of quilting on the block. Then stitch around the outside edge. You can use a decorative stitch or a simple zigzag stitch.*** I will staple our paper Guild information bookmarks to the back of the fabric bookmark after they are turned into me.

I'll start collecting them at our **May** meeting. Start making bookmarks for the Fair. They were a real hit last year. Many Thanks! Penny Dominici

MEMBER BULLETIN BOARD

I've got a 24" x 22" extension table for a sewing machine I'd like to sell for \$30. It was hand made and works great, however I never use it.

If anyone is interested just let me know and I can bring it to our next guild meeting. The indentation for the machine are 10 1/4" D x 7 3/8 " W.

Susan Farrington

(I'm in the directory)



For Sale: I have a Grace quilting frame and a folding cutting table that I would like to sell. Prices are negotiable. The Grace brand quilting frame is about 20 years old and has been used only once for quilting a queen sized quilt. It takes up more space that I'm willing to give up. The Studio Designs craft and cutting table is from Joann's about 20 year ago. It has two folding panels: 24" by 36". Overall dimensions: 58.75" wide by 36" deep by 36.5" high, with 6 casters(4 that lock). I don't remember how much it cost initially but it is now advertised online for \$160.

Call Linda Perkins (I'm in the directory)

Chemo Caps

Sandy Honnold

Wed, July 12th, please join me for a chemo cap kit making session. We're getting low on the chemo cap kits.

I'm setting the time to get together for 11am to 2pm in the Faith Lutheran fellowship hall as I have a mtg in the morning at the Sr Ctr.

Please bring a cutting board, rotary cutter and scissors and any helpful advice you can give me as I haven't made these kits before. Thanks!

Sandy Honnold, the Chemo Cap Lady

Animal Beds

Sandy Askin

I want to thank you all for continuing to make the dog beds. If you would like to arrange for a pick up or meet. Email or call me. I'm in the directory Thanks, Sandy

Community Outreach

Janis and Kathy Beach

Dear Friends, I hate making all these articles, health reports, but Kathy spent 3 nights in the hospital this week. After her last ablation on her neck something, probably sitting around in pain, she developed blood clots. The clots, 3 in her lung and 1 in her leg caused much concern. She came home on Saturday afternoon and was in a very good mood when I talked to her that evening. I think I can concentrate on labeling quilts and things like that now.

Looking forward to seeing you all at the next meeting. Janis

Food Bank

Sandy Askin

Make a note so you don't forget your donation of food or cash to the Interfaith Food Bank. It will be greatly appreciated.

Thank you!

NON-PERISHABLE FOOD ITEMS:

- Rice, Tuna, Pasta, Peanut Butter
- Beans (canned or dried)
- Veggies & Fruit (canned)
- Soups, Stews, Chili (canned)
- Cereal (whole grain, low sugar)
- Boxed meals like Hamburger Helper
- Juice (canned, plastic or boxed)
- AND - as always -
- PLASTIC and PAPER BAGS!

Address is: 12181 Airport Road
Jackson, CA 95642.

**SGQG WEBMISTRESS REPORT
CHECK IT OUT**

June: Show & Tell and December 22 Fashion Show Photos Working (!)

With the Quilt Show rapidly approaching, it is important to update the website. People from outside the area may use the website to get information. The website is only as good as the information you provide! Please send updates and suggestions to webmaster@sgqg.org

WWW.SGQG.ORG

Check out our Facebook page for information and notifications.

<https://www.facebook.com/SierraGoldQuiltersGuild>

Meeting Set-Up and Take-Down

When we next meet, here are the next 10 names on our set up list:

Hilary Wagner	Sandy Wagner
Kathleen Wright	Sandy Askin
Martha Barber	Janis Beach
Kathy Beach	Anelie Belden
Pamela Bennetts	Paula Bibby

Setup starts at 9:00. If you know you cannot make it or if you have physical limitations, please contact Rhonda Simpson. Thanks!

This Includes Helping On Take Down

And then...when I went back? It was gone! I suffer from fabric regret!!



someecards
user card

Newsletter Input

Please send your news articles for the newsletter to Rhonda Simpson by **6/26/23** (I'm in the directory).

NEAR BY QUILT SHOPS

Elk Grove Sewing and Vacuum, Richard and Roxanne (owners) 8705 Elk Grove Boulevard, Elk Grove, CA 95624

elkgrovevacuum.com; Email: elkgrovevacuum@yahoo.com; 916-714-0904

Fabric Garden, 2654 Marconi Ave, Suite 155, Sacramento, CA 95821

fabricgardenquiltshop.com; 916-483-2955

High Sierra Quilters, 1263 Broadway, Placerville, CA. 95667

highsierraquilters.com; 530-622-9990

Quail's Nest Quilt Company, 13769 B Mono Way, Sonora, CA 95370

quailsnestquiltco.com; 209-536-4009

Cali Quilts, 11395 Folsom Blvd. Suite 200, Rancho Cordova, CA 95742

caliquiltco.com; 916-853-5600

Quilter's Hollow, 8855 Thornton Road, Suite B, Stockton, CA 95209

quiltershollow.com; 209-477-5253

Quilts by Kat, 14595 Surrey Junction Lane, Sutter Creek, CA (This is the home of Kathy Allen). Please call before to ensure someone is there. Kathy Allen: 209-296-7176 or Dawn Schaaf at 209-419-1105. QuiltsByKat.com

Swiftly Stitches, 9045 Fair Oaks Blvd, Carmichael, CA 95608 916-696-6710

BywaterFabric on Etsy. Diane has a large selection of panels and quilting fabrics. Purchase fabrics and pick up in Jackson or have shipped to you.

Committee Chairs for 2023

Committee

- Animal Beds**
- Audit Committee**
- Bylaws/Parliamentarian**
- Chemo Caps**
- Community Outreach**
- Guild Quilt Show Chair**
- County Fair White Glove**
- County Library Display (Sept.)**
- Food Bank**
- Greeter**
- Historian**
- Hospitality**
- Library**
- Membership**
- Newsletter**
- Opportunity Quilt 2023**
- Raffle**
- Set-up and Take-Down**
- Sunshine**
- Telephone**
- Webmaster**

Chairperson

- Sandy Askin
- Ulla Doty and Martha Barber
- Barbara Garcia
- Sandy Honnold
- Janis Beach & Kathy Beach
- Sandy Wagner
- Penny Dominici
- Sandy Askin
- Sandy Askin
- Pamela Bennetts

- Elizabeth Schmidt
- Hilde Langlet
- Sue Green
- Rhonda Simpson
- Barbara Garcia
- Pam Gremore
- Eva Diltz
- Debby Sweeten
- Louise Myers
- Corinne Brown

JUNE BIRTHDAYS

- Pam Gremore
- Patty Carr
- Hilde Langlet
- Nancy Horse-Jones
- Jeannie Hass
- Barb Miller



****Sierra Gold Quilt Guild 2023 Quilt Show******Sandy Wagner—Quilt Show Head Chair/Director**

I would like to have a QS meeting after the general meeting – want to touch base on progress of flyers, vendors etc. Sandy

Country Store Workshop

Thank you all for the Country Store donations throughout the year. We are sorting and pricing every 4th Tuesday from 9:30-2:00. Next workshop is June 27th. Please join us at the Pine Grove Mobile Home Estates clubhouse. Your input is always welcome.

Penny Dominici

Paper Piecing for making greeting cards that we sell at the Quilt Show

August will be here before you know it. The deadline to turn in blocks is at the workshop on August 9th. If you have finished blocks now, please turn them in to me (Louise Myers) in the next couple of months. It helps me to know how many 3" or 4" pieces we have and what colors of paper we might need to go with them.

I still have patterns/designs at the monthly guild meeting for anyone who wants more. We could use around a hundred or more inserts for the cards. It's a great way to use up your fabric scraps.

The workshop to put the cards together is Wednesday, August 9th, at the Pine Grove Mobile Home Estates clubhouse. At the workshop we will use a Cricut machine to cut out a hole on the front of the card, glue and let dry the paper pieced inserts in the card, put in a cover sheet and pair it up with an envelope. Thanks again, Louise—Card Chairperson

SGQG 2023 Inspiration Quilt**Sierra Gold Quilt Guild Quilt Show****October 6-7, 2023****Amador County Fair Grounds Plymouth**

Quilt Show set up is Wednesday and Thursday, October 4-5. ****Please put this on your calendar.**

We need everyone's help setting up for the show. There will be sign ups for all the different committees around July or August.

List of chair people for Quilt Show Committees		
Head Chair/Director: Sandy Wagner		
Co-Chair #1: Kathy Scott	Co-Chair #2: ?	Co-Chair #3: Ladele Snyder
Publicity: Anelie Belden	Country Store: Penny Dominici	Raffle Baskets: Rhonda Simpson & Cherida Gruenfeldt
Small Quilt Auction: Sandy Askin & Kathy Scott	Quilts & Garment Entries and Hanging Schematic/Hang: Sue Green	Signs Inside: Susan Farrington
Challenge Quilts: Hilde Langlet	Quilt Entry Cards: Anelie Belden	Transportation of Racks, etc: Ladele Snyder
Vendors: Patty Carr	Quilt Drop Off & Pick Up: Elizabeth Schmidt	Frame Set Up, Take Down Quilts & Frames: Paula and David Bibby
Boutique Table: Carol Garrett & Pat Bjerke	Hospitality:	Front Entrance Table: Debby Sweeten & Becky Scholl
Window Displays: Hilde Langlet	Inspiration/Opportunity Quilt: Barbara Garcia	Tables & Chairs: Melissa Ontiveros
Vignettes: Joan Edson	Featured Garments: ?	
Controller/Treasurer: Mary Parker		

1. Our featured area this year is wearables: quilted, jackets, dresses, scarves, hats, children’s clothing and aprons. Let me know ASAP what you have for the show so we have the mannequins and racks to hang on.

2. The members Boutique: The donation for selling in the booth is \$10 which will go to the guild. You will be ask to tag your item with the number that the committee has assigned you and bring all item to the booth on Wednesday a.m. for set up. Pat and her committee will sell your item and keep track of your sales-all money will go through the guild and you will receive a check after the show. When figuring your price for the item be sure and add sales tax to the number, please round to the nearest dollar..

Sandy Wagner

Dear Friends,

Thank you for all the recent donations!!!

The baskets that are usually raffled off at the quilt show will now be sold at the country store instead. Something I saw at the Folsom Quilt show got me to thinking another great way to raise money was to sell ready-made quilt items. So, if you are inclined to part with any of your quilted items and or want to donate something below, please contact either **Cherida Gruenfeldt or Rhonda Simpson** or meet us at the guild meetings. Below is a list of the kinds of donations I am asking for to add to our baskets.

Warmly, Cherida and Rhonda
Quilt Show Baskets Committee

BASKETS (Themes):

Asian, Baby/Children, Quilters Beginner's Basket, Floral, Patriotic, Solids, Christmas, Wine, Animal, Fat Quarter, Notions, Fall, Garden , Collage/Art

Notions	Red/white/blue fabric	Quilt books/patterns
Quilt hanger	Bags to hold quilt fabric and patterns	
Quilter's tea pot	glue gun	quilt puzzle
Stabilizer	parchment	steam a seam
Scissors	machine case	water soluble stabilizer
Mini iron	corner iron	thread
Pins	baby quilt	pattern holders/boxes
Rulers	garden gloves	seeds
Quilt hanger	wine	wine tote pattern
Coasters	chocolate	napkins
Bottle stopper	wine jelly	theme socks
Ironing mat	class certificate	small flag
Batting	note cards	magnetic pin holder
Templates	gift card	jewels for decorating wall hangings/collages
Sewing basket	fabric marking pens	color wheel
Blank labels	seed planting calendar	gardening book
Apron	grippers	portable ironing/cutting board
Seam ripper	rotary cutter	stand for holding rulers
Quilt clips	cutting mat	buttons/bangles/jewelry-embellishments
Magnifying glasses	gloves for quilting	gift cert to have machine maintenance done
Bobbin holders	needles	quilt ladder/rack
Travel bag	basting spray	Best Press
Pin cushions	portable multi plug	magnifier for threading
Ott lights any kind	transfer glue	heat bond
Fabric	vintage quilted items	quilted items
Travel cutting mat/ironing board		

**This is not a complete list and if you think of anything else to donate that you feel would work, let me know.

Publicity: Anelie Belden is in charge of Publicity for the Quilt Show. She has request- ed help with this committee. Penni Parsons volunteered to help. If anybody else would like to help with Publicity, please contact Anelie Belden. Closer to the Quilt Show we post flyers throughout the local region. Anelie will need a crew at that point to take the flyers and post them at various venues.

Small Quilt Auction: Please start working on our small quilts for the silent auction. Quilts should be a maximum of approximately 100 inches in diameter. I will bring some to the meeting for those who are new to see . Sandy Askin

RED SHOES IN TWOS

New Shoes but whose?

Use two shoes, or more from the fabric I gave you. The two shoes do not have to be next to each other. They can be in different places on the quilt. The shoes can be as they appear on the fabric or you can cut them apart. You can use as many shoes as you want. There must be at least two recognized as shoes. The shoes must be complete, not just the heel or toe. The shoes must be on the front of the quilt.

Quilt Size

Can be anything from small quilt, (100 inches around) to Lap quilt, (45 x 45) or (180 inches around) with no side larger then 72 inches. They are due on the day the quilts for the show are due. And the same rules for finishing them apply. Label with your name, sleeves for hanging, if bigger then small quilt. The quilts will be judged for favorite, most unusual and funniest. With \$30.00 for each category.

Challenge Quilt Chair, Hilde Langlet.

If you have any questions call or email me.

UPCOMING 2023 QUILT SHOWS

JULY 6-8:	International Quilt Festival/Long Beach
SEPT. 22-24:	River City Quilt Show, Scottish Rite Temple, Sacramento
AUG. 10-12:	Roseville Quilt, Craft & Sewing Festival
OCT. 7:	Old Town Temecula Outdoor Quilt Show, Old Town Temecula
OCT. 7-8:	Falling Leaves Quilt Show, Lake County Fairgrounds
OCT. 12-15:	Pacific International Quilt Festival, Santa Clara
NOV. 4-5:	Oroville Piecemakers Quilt Show, Oroville

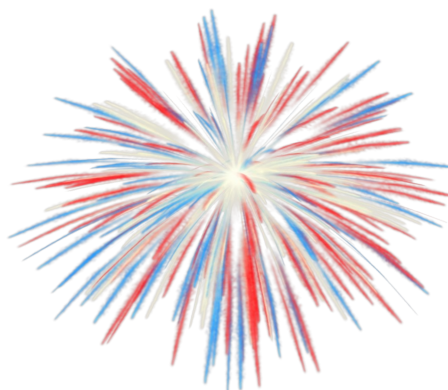
Windows to fill for the 2023 SGQG show

To all members and associates members.

It is time to think about doing a window for our show. The windows are located around the outside of the building we will have the show in. There are 22 windows. Many of you have done a window in the past and know how easy it can be. Each window is a rectangle, 7 feet 9 inches long, 6 feet 9 inches high and 2 feet wide. Don't ask me who built that size, but there it is and the opening is 2 feet of the ground. If you're interested or just want more info send an email. I'm in the directory.

Hilde Langlet, Windows Chair

Below are some photos of windows from the past.



All entries forms for our quilt show need to be turned no later than August 8th. All quilt (for the general show and the challenge quilts) needs to be completed and turned in at the Amador county fairground located in Plymouth , on **Wednesday, October 4th**. Please contact me, my phone number is in the directory, if you have any questions.

Thank you, Sue Green

AMADOR COUNTY FAIR INFORMATION FOR SIERRA GOLD QUILTERS GUILD

2023 Fair Theme: “Zinfandel and Zinnias”

Entry forms available online at Amador County Fair, Open Senior Adult Still Exhibits

Entry deadline Friday, July 7th, 4 PM

Entries in place Saturday, July 22rd, 10 AM-4 PM

Entries Judged Sunday, July 23rd, 9 AM

Entries pick up Monday, July 31st, 10 AM-4 PM

The fee for entries in the Quilts Division is \$5. Maximum 2/class

2. Premium cash prizes are awarded to the Best of Division, for each division.

Division 197-Novice Quilter (having quilted 1 year or less) has a \$50 Premium for Best of Division

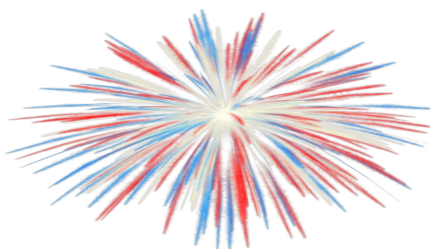
3. Quilt Sizes: Small-no larger than 216”; Medium-217”-299”; Large-300”+

4. Quilts can also be entered in Clothing and Textiles. These items are judged by Clothing and Textile judge, not a quilt judge.

Division 182, Senior Citizen (65 & over) Class 4 Any home furnishing, not knitted or crocheted. Entry fee \$2

Division 183 “Fair Theme” Items, Class 2 Quilts & Afghans. Entry fee \$2

Penny Dominici



Show and Tell

