

Sierra Gold Quilt Guild
Established 1982
www.SGQG.org

SIERRA SAMPLER

Inside This Issue

President’s Message	1
Vice President report	2
Board Meeting	2
Bulletin Board	4

COMMITTEE NEWS	
Committee Chairs	5
Animal beds	5
Chemo Caps	5
Community Outreach	5
Food Bank	5
Setup and Take-down	6
Sunshine	1
SGQG Website	5
Facebook page	5

Guild Officers	2
Interview with member	3
Newsletter Deadline	6
News, Notes and Reminders	4
Quilt Shops	6
Upcoming Quilt Shows	11
SGQG 2023 Quilt Show	8-13
Birthdays	7
Show and Tell	13

President’s Message

Hope you are working hard on your projects for the quilt show! As always your talent amazes and inspires me!

I know all our worker bees have been busy with their behind the scene jobs! It will need to be all hands on deck for the next two months. If you are able to help in any way please contact one of our chairs, or ask me what you can do. No matter how small every little bit helps! Even big jobs are easier with many hands helping. Check the sign up sheets and volunteer!

We still need a volunteer for Our monthly meetings “Hospitality” chair. Someone to make coffee and set out the snacks, and make sure everything is cleaned up in the Kitchen after the meeting. The bin of our coffee, creamer etc. is kept at the church in our metal cabinet. Eva has volunteered for the August meeting, but if you can do September please let me know!

We also need a volunteer to quilt our community quilts as Michelle Jones is stepping down!

Bring your show and tell to the August meeting as we all love to see your creations!

Hope to see you there!

Patty

Sunshine

Please let me know of any members that you know of that are in need of a card from the guild. You can email me or call me.
 Thanks - Debby



**The older I get
 the more I realize
 the importance of
 walking away
 from people and
 situations which
 threaten my peace
 of mind, self-respect,
 values & self-worth.**

Karen Salmansohn
 author, *Life Is Long*

Guild Officers 2022-2023

President:	Patty Carr
Vice President:	Penni Parsons
Treasurer:	Mary Parker
Secretary:	Rhonda Simpson



The next Board meeting will be on
September 7, 2023 at 12:45 p.m. held
at Rhonda Simpson's House

VICE-PRESIDENT'S REPORT

- August 9, 2023: Card Making Workshop with Louise Myers
- September 13, 2023: Anelie Belden Free Motion Quilting Workshop
- October 11, 2023: Community Workshop Quilts
- November 15, 2023: Community Workshop: Christmas Stockings
- December 12, 2023: Christmas Potluck
- March 13, 2024: Anelie Belden Ruler Workshop

****QUICK REMINDER** THAT SUPPLY LISTS FOR ALL WORKSHOPS ARE ON BACK OF THE SIGN UP SHEETS, WEBSITE AND ARE ATTACHED TO THE NEWSLETTER EMAIL**

President's Quilt

It's the time to honor our exiting President Patty Carr with a quilt made from blocks of our members. Red is the color Patty favors and this will be our focus color. The Beach sisters will have red fabrics available at our guild meetings to select from. We are going to make the Courthouse block and Ulla Doty has the instructions needed to create a 10 1/2 block or you can search for it on the Quilters Planner website and search for courthouse steps block.



FIND THE ITEM

How many sun bursts can you find? Place your name and answer on the paper provided at the head table. If your name is pulled and you're correct, you will receive 1 door prize tickets.



As we get older we realize it becomes less important to have a ton of friends and more important to have real ones.

INTERVIEW WITH GUILD MEMBER VALERIE BONKOWSKI



SGQG: Where were you born?

VB: I was born in Chico and moved to Stockton in 1981. (My husband of 42 years and I purchased our property in Pine Grove in 1996 and finished building and moved our house in 2002.)

SGQG: When did you join the guild?

VB: I joined the guild in 2005 and have been a member since joining.

SGQG: What was your occupation before you retired?

VB: In early 1980 I was a secretary at California Cedar Products in Stockton where I met my husband. I retired from the position of Executive Assistant to the Chairman of telecommunications company in Stockton when we finished building our house and moved to Pine Grove.

SGQG: Other than quilting, do you have other hobbies?

VB: Yes. I was a Master Gardener for 10 years and because I was growing fruits and vegetables, I needed to do something with them so I learned to can and preserve the bounty from my garden. I started experimenting with water colors and oils in 1980. When I broke my leg while snow skiing in 2005 and had to keep off my leg that's when I taught myself how to knit. I enjoy kayaking, and when the opportunity presents itself as well as fishing.

SGQG: What type of quilts are you drawn to?

VB: I used to make traditional quilts but lately find myself more interested in art quilts. Creating art quilts allows me to combine my love of fabric and sewing with my background of painting. I am currently doing the BOM quilt which is sponsored by the National Quilt Museum. I'm also a past member of SQGQ (Studio Art Quilt Association) and consider myself more of a fiber artist. I've gone to Art Quilt Tahoe and taken seminars given by Empty Spools and have taken workshops with Andrea Brokenshire.

SGQG: Do you feel there's a best and worse part of quilting?

VB: Not really. I feel it's a great outlet for creativity. I enjoy the whole process. I may procrastinate a bit when I am learning a new technique but eventually get the quilt done. I was making what I call, "The Flower Garden Quilt" that took me 6 years to finish but I found that from the beginning to the end, I learned a lot while making this quilt. There aren't patterns, per se, for art quilts like there are with traditional quilts so in some way it's more of a creative process.

SGQG: So what do you say about Coke or Pepsi?

VB: Neither. I'm a fan of coffee.

News--Notes--Reminders

Community Quilts Quilting:

I will no longer be able to quilt Community quilts. I have become limited in my time and stamina. Thank you for all the quilts you allowed me to quilt.

Michelle Jones


MEMBER BULLETIN BOARD

I've got a 24" x 22" extension table for a sewing machine I'd like to sell for \$30. It was hand made and works great, however I never use it.

If anyone is interested just let me know and I can bring it to our next guild meeting. The indentation for the machine are 10 1/4" D x 7 3/8 " W.

Susan Farrington

(I'm in the directory)



For Sale: I have a Grace quilting frame and a folding cutting table that I would like to sell. Prices are negotiable. The Grace brand quilting frame is about 20 years old and has been used only once for quilting a queen sized quilt. It takes up more space that I'm willing to give up. The Studio Designs craft and cutting table is from Joann's about 20 year ago. It has two folding panels: 24" by 36". Overall dimensions: 58.75" wide by 36" deep by 36.5" high, with 6 casters(4 that lock). I don't remember how much it cost initially but it is now advertised online for \$160.

Call Linda Perkins (I'm in the directory)

After much research I selected the new speaker system in January. As we are all painfully aware, it never worked properly. The manufacturer has finally agreed to take the unit back under warrantee and either fix or replace it. I am sorry for the inconvenience this has caused! Here's hoping the next one will perform beautifully!

Corinne



Chemo Caps

Sandy Honnold

Tues, July 25th, 4 guild members – Debby Sweeten, Louise Myers, Martha Barber and Melissa Ontiveros – gathered with me at the P.G. Mobile Home Park clubhouse to make chemo cap kits, then we ate lunch and chatted. We made 115 caps!! Huge thanks to these ladies for their help. Heaven knows I didn't know what I was doing! Please take some fleece chemo cap kits to make in your spare time.

Sandy Honnold, the Chemo Cap Lady

Animal Beds

Sandy Askin

I want to thank you all for continuing to make the dog beds. If you would like to arrange for a pick up or meet. Email or call me. I'm in the directory Thanks, Sandy

Community Outreach

Janis and Kathy Beach

Just a short message to let you all know how generous all of you are. All your donations are wonderful and much appreciated by our organizations. Lots of imagination and talent are put to work and it is a joy to collect them each month.

Keep up the good work and we will keep collecting them.

Janis and Kathy

Food Bank

Sandy Askin

Make a note so you don't forget your donation of food or cash to the Interfaith Food Bank. It will be greatly appreciated.

Thank you!

NON-PERISHABLE FOOD ITEMS:

- Rice, Tuna, Pasta, Peanut Butter
- Beans (canned or dried)
- Veggies & Fruit (canned)
- Soups, Stews, Chili (canned)
- Cereal (whole grain, low sugar)
- Boxed meals like Hamburger Helper
- Juice (canned, plastic or boxed)
- AND - as always -
- PLASTIC and PAPER BAGS!

Address is: 12181 Airport Road
Jackson, CA 95642.

**SGQG WEBMISTRESS REPORT
CHECK IT OUT**

Check Out

- * The Health Benefits of Quilting - found on the Tips & Tricks tab of the website.
- * New funnies - found on the Funnies tab of the website.
- * REMINDER: I will post your submissions to these and all other sections of the website! Just email me at webmaster@sgqg.org

WWW.SGQG.ORG

Check out our Facebook page for information and notifications.

<https://www.facebook.com/SierraGoldQuiltersGuild>

Meeting Set-Up and Take-Down

When we next meet, here are the next 10 names on our set up list:

Pat Bjerke	Valerie Bonkowski
Susan Boyd	Lois Brand
Schatzi Brimer	Corinne Brown
Pat Carr	Eva Diltz
Penny Dominici	Ulla Doty

Setup starts at 9:00. If you know you cannot make it or if you have physical limitations, please contact Rhonda Simpson.

Thanks!

This Includes Helping On Take Down



Newsletter Input

Please send your news articles for the newsletter to Rhonda Simpson by **8/24/23** (I'm in the directory).

NEAR BY QUILT SHOPS

Elk Grove Sewing and Vacuum, Richard and Roxanne (owners) 8705 Elk Grove Boulevard, Elk Grove, CA 95624

elkgrovevacuum.com; Email: elkgrovevacuum@yahoo.com; 916-714-0904

Fabric Garden, 2654 Marconi Ave, Suite 155, Sacramento, CA 95821

fabricgardenquiltshop.com; 916-483-2955

High Sierra Quilters, 1263 Broadway, Placerville, CA. 95667

highsierraquilters.com; 530-622-9990

Quail's Nest Quilt Company, 13769 B Mono Way, Sonora, CA 95370

quailsnestquiltco.com; 209-536-4009

Cali Quilts, 11395 Folsom Blvd. Suite 200, Rancho Cordova, CA 95742

caliquiltco.com; 916-853-5600

Quilter's Hollow, 8855 Thornton Road, Suite B, Stockton, CA 95209

quiltershollow.com; 209-477-5253

Quilts by Kat, 14595 Surrey Junction Lane, Sutter Creek, CA (This is the home of Kathy Allen). Please call before to ensure someone is there. Kathy Allen: 209-296-7176 or Dawn Schaaf at 209-419-1105. QuiltsByKat.com

Swiftly Stitches, 9045 Fair Oaks Blvd, Carmichael, CA 95608 916-696-6710

BywaterFabric on Etsy. Diane has a large selection of panels and quilting fabrics. Purchase fabrics and pick up in Jackson or have shipped to you.

Committee Chairs for 2023

Committee

- Animal Beds**
- Audit Committee**
- Bylaws/Parliamentarian**
- Chemo Caps**
- Community Outreach**
- Guild Quilt Show Chair**
- County Fair White Glove**
- County Library Display (Sept.)**
- Food Bank**
- Greeter**
- Historian**
- Hospitality**
- Library**
- Membership**
- Newsletter**
- Opportunity Quilt 2023**
- Raffle**
- Set-up and Take-Down**
- Sunshine**
- Telephone**
- Webmaster**

Chairperson

- Sandy Askin
- Ulla Doty and Martha Barber
- Barbara Garcia
- Sandy Honnold
- Janis Beach & Kathy Beach
- Sandy Wagner
- Penny Dominici
- Sandy Askin
- Sandy Askin
- Pamela Bennetts

- Hilde Langlet
- Sue Green
- Rhonda Simpson
- Barbara Garcia
- Pam Gremore
- Eva Diltz
- Debby Sweeten
- Louise Myers
- Corinne Brown

AUGUST BIRTHDAYS

- | | |
|------------------|----------------|
| Ulla Doty | Carol Garrett |
| Rose Kester | Joanne Kerner |
| Jean Heinl | Anelie Belden |
| Gale Sunderland | Judy Garcia |
| Merry Smith | Schatzi Brimer |
| Alberta Mendonca | |



SIERRA GOLD MAKES THE FAIR GOLDEN

Our Guild really made the Quilts at the Fair happen.

Thanks to everyone who participated at the County Fair. This includes those who came on the Saturday before the Fair to receive quilts, those who supported the judge during judging on Sunday, those who worked at our table Thursday through Friday and finally, those who came back to the Fairgrounds on Monday to return quilts and make sure all the quilters got their comments from the judge.

Every year we do something different at our table. This year we gave away over 250 bookmarks and advertised our Quilt Show. I must admit I missed selling raffle tickets. But I didn't miss the constant back and forth to Plymouth to take care of the cash box.

Thanks seems such a little word but it best describes how I feel as we wrap up Zinfandel and Zinnias, and the Amador County Fair for 2023.

COUNTRY STORE WORKSHOPS

We still have work to do to get everything organized for Our Quilt Show. The August workshop will focus on sorting our already priced fabric and whipping our Notions into some sort of order. See you at the Pine Grove Mobile Home Estates clubhouse on Tuesday, August 22, 9:30-2:00. Remember this month has 5 Tuesdays, but we always meet on the 4th Tuesday, not the last Tuesday.

Penny Dominici

Paper Piecing for making greeting cards that we sell at the Quilt Show

August will be here before you know it. The deadline to turn in blocks is at the workshop on August 9th. If you have finished blocks now, please turn them in to me (Louise Myers) in the next couple of months. It helps me to know how many 3" or 4" pieces we have and what colors of paper we might need to go with them.

I still have patterns/designs at the monthly guild meeting for anyone who wants more. We could use around a hundred or more inserts for the cards. It's a great way to use up your fabric scraps.

The workshop to put the cards together is Wednesday, August 9th, at the Pine Grove Mobile Home Estates clubhouse. At the workshop we will use a Cricut machine to cut out a hole on the front of the card, glue and let dry the paper pieced inserts in the card, put in a cover sheet and pair it up with an envelope. Thanks again, Louise—Card Chairperson

List of chair people for Quilt Show Committees		
Head Chair/Director: Sandy Wagner		
Co-Chair #1: Kathy Scott	Co-Chair #2: ?	Co-Chair #3: Ladele Snyder
Publicity: Anelie Belden	Country Store: Penny Dominici	Raffle Baskets: Rhonda Simpson & Cherida Gruenfeldt
Small Quilt Auction: Sandy Askin & Kathy Scott	Quilts & Garment Entries and Hanging Schematic/Hang: Sue Green	Signs Inside: Susan Farrington
Challenge Quilts: Hilde Langlet	Quilt Entry Cards: Anelie Belden	Transportation of Racks, etc: Ladele Snyder
Vendors: Patty Carr	Quilt Drop Off & Pick Up: Elizabeth Schmidt	Frame Set Up, Take Down Quilts & Frames: Paula and David Bibby
Boutique Table: Carol Garrett & Pat Bjerke	Hospitality:	Front Entrance Table: Debby Sweeten & Becky Scholl
Window Displays: Hilde Langlet	Inspiration/Opportunity Quilt: Barbara Garcia	Tables & Chairs: Melissa Ontiveros
Vignettes: Joan Edson	Featured Garments: ?	
Controller/Treasurer: Mary Parker		

1. Our featured area this year is wearables: quilted, jackets, dresses, scarves, hats, children’s clothing and aprons. Let me know ASAP what you have for the show so we have the mannequins and racks to hang on.

2. The members Boutique: The donation for selling in the booth is \$10 which will go to the guild. You will be ask to tag your item with the number that the committee has assigned you and bring all item to the booth on Wednesday a.m. for set up. Pat and her committee will sell your item and keep track of your sales-all money will go through the guild and you will receive a check after the show. When figuring your price for the item be sure and add sales tax to the number, please round to the nearest dollar..

Sandy Wagner

Dear Friends,

Thank you for all the recent donations!!!

We met and put together some fantastic baskets for our upcoming quilt show. However, we would like some additional items to fill in some empty spaces or to complete the theme of the basket. The following are items we feel would make the basket more appealing so if you have any of them and would care to donate, it would be greatly appreciated.

Warmly, Cherida and Rhonda
Quilt Show Baskets Committee

BASKETS (Themes):

Asian, Baby/Children, Quilters Beginner’s Basket, Patriotic, Christmas, Wine, Animal, Fat Quarter, Fall, Garden , Collage/Art

FABRIC AND OR KITS:

baby, child, young adult
fabric to go with a "tea" theme
Red, White and Blue fabric
Batiks
Jelly Rolls and or Fab Quarters

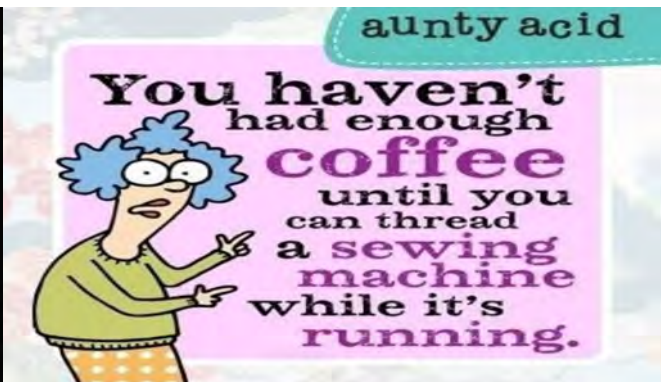
MISCELLANEOUS:

quilt hanger
wine bottle stopper
blank labels
tea cups or mugs
note cards
seed packets
gift card or certificate
garden gloves
coasters

NOTIONS:

thread
quilt Clips
measuring tape
seam ripper
needles
basting spray
Best Press
glue gun
color wheel
buttons/bangles/jewelry embellishments
cutting mat
scissors
rulers
batting

**Friend: Wanna go for a run?
Me: From what?**



I will be set up to take pictures of members at the next meeting. This will be used for the labels that hang on the quilts. If you would like to have me take your picture please put your lipstick on and give us your best smile!!

See you then,

Anelie

Small Quilt Auction: Please start working on our small quilts for the silent auction. Quilts should be a maximum of approximately 100 inches in diameter. I will bring some to the meeting for those who are new to see .

Sandy Askin

RED SHOES IN TWOS

Challenge Quilt for the 2023 quilt show.

RED SHOES IN TWOS

How are you all doing? I still have fabric so if you haven't made up your mind to do a challenge quilt now is the time to take some fabric home. See me at the quilt meeting. Remember there are cash prizes for the favorite, most unusual and funniest.


Challenge Quilt Chair, Hilde Langlet

Reminder... ALL entry forms for our quilt show MUST be received by Sue Green no later than the August 8 meeting. If you are not planning on being at the meeting, please mail them to Sue Green by that date. (Address in the directory).

Please do not mail any entry forms to the guild's PO Box.

Quilts / garments must be completed and turned in, at the Amador County fairgrounds, on Wednesday, October 4th starting at 9:00.

Thanks, Sue



I've got all my winter canning done.



WANTED

Warm bodies to sign up for a window at our 2023 Sierra Gold Quilting Guild Show. If you've done a window in the past please sign up at the next meeting or call or email me.

If you belong to a small sewing group please talk to them about putting together a window. It doesn't take long.

We don't judge the windows so do what you can.

Even one big quilt would fill the space.

There are eight windows left. If I have to fill them there will be a chair with one of my community quilts over it in each one. Some will not even be quilted. Now you don't want that do you? There are so many better quilts out there. Common sign up.

We have all day on Wednesday, October 4th to work on the windows. The hall will be open from 8:00 a.m. to 4:00 p.m. So there is no hurry to get there early.

This is our show so please step up and help us make it a success.

Windows Chair, Hilde Langlet



UPCOMING 2023 QUILT SHOWS

- AUG. 10-12:** Roseville Quilt, Craft & Sewing Festival
- SEPT. 22-24:** River City Quilt Show, Scottish Rite Temple, Sacramento
- OCT. 7:** Old Town Temecula Outdoor Quilt Show, Old Town Temecula
- OCT. 7-8:** Falling Leaves Quilt Show, Lake County Fairgrounds
- OCT. 12-15:** Pacific International Quilt Festival, Santa Clara
- NOV. 4-5:** Oroville Piecemakers Quilt Show, Oroville

Show and Tell



Chemo Cap Workshop

